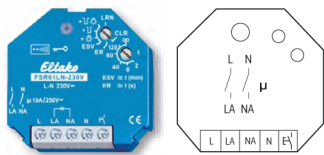


# WIRELESS ACTUATOR IMPULSE SWITCH WITH INTEGRATED RELAY FUNCTION FSR61LN-230V FOR BIPOLAR SWITCHING OF L AND N



## FSR61LN-230V



**2 NO contacts for bipolar switching of L and N 10 A/250 V AC, incandescent lamps up to 2000 watts, off delay with switch-off early warning and switchable pushbutton permanent light. Encrypted wireless, bidirectional wireless and repeater function are switchable. Only 0.8 watt standby loss.**

For installation. 45 mm long, 45 mm wide, 33 mm deep.

Supply voltage, switching voltage and control voltage local 230 V.

If a power failure occurs, the switching state is retained. If a power failure occurs repeatedly, the device is switched off in a defined sequence.

After installation, wait for short automatic synchronisation before the switched consumer is connected to the mains.

In addition to the wireless control input via an internal antenna, this universal impulse switching relay can also be controlled locally by a conventional control switch if fitted previously. Glow lamp current is not permitted.

**You can teach in encrypted sensors.**

You can switch on **bidirectional wireless** and/or a **repeater** function.

Every change in state and incoming central command telegrams are then confirmed by a wireless telegram. This wireless telegram can be taught-in in other actuators like the FSR61NP-230V, in the GFVS software and in universal displays.

**Scene control:** several FSR61LNs can be switched on or off in a scene by one of the four control signals of a double-rocker pushbutton taught-in as scene pushbutton.

**With the top rotary switch** in the setting LRN up to 35 wireless pushbuttons can be assigned, of which one or more central control pushbuttons. In addition wireless window/door contacts with the function N/O contact or N/C contact while the window is open. The required function of the impulse switch with integrated relay function can then be selected:

**ER** = switching relay

**ESV** = impulse switch. Possibly with off delay, then:

+ = ESV with pushbutton permanent light

+ = ESV with switch-off early warning

+ = ESV with pushbutton permanent light and switch-off early warning

**If the permanent light function** is switched on, the function can be activated by pressing the pushbutton for longer than 1 second. This function switches off automatically after 2 hours or by pressing the pushbutton.

**If the switch-off early warning** is switched on, the light starts to flicker approx. 30 seconds before time-out. This is repeated three times at decreasing time intervals.

If both switch-off early warning and pushbutton permanent light are switched on, switch-off early warning is activated before automatic switch-off of the permanent light.

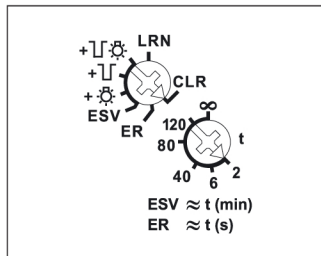
The function ESV **on the bottom rotary switch** sets the off delay from 2 to 120 minutes. In setting  $\infty$  normal impulse switch function ES without off delay, without pushbutton permanent light and without switch-off early warning.

In setting ER = switching relay of the other rotary switch, this 2nd rotary switch fulfils a safety and power saving function in the settings except  $\infty$ . If the switch-off command is not recognised, e.g. since the pushbutton is jammed or it was pressed too quickly, the relay switches off automatically on expiry of a time adjustable between 2 and 120 seconds. When a FTK is taught-in, this time function is turned off.

For **twilight switch** with taught-in wireless outdoor brightness sensor FAH and **motion detection** with taught-in wireless motion detector FBH see the operating instructions.

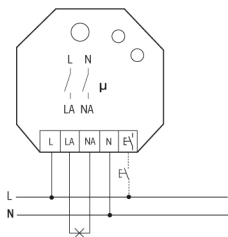
**The LED** performs during the teach-in process according to the operating instructions. It shows wireless control commands by short flickering during operation.

### Function rotary switches



Standard setting ex works.

### Typical connection



<b>FSR61LN-230V</b>	Wireless actuator Impulse switch with integr. relay function	EAN 4010312313190
---------------------	---	-------------------